





GNSW WAG Junior State Championships

Team Results

Oct 25-27, 2024

Page: 1
Printed: 12/4/2024 12:14:34

Women / 4N
Session: 6B

| Rank | Gym | Team | Score |  |  |  |  |
|------|--------------|------|---------|---|---|---|---|
| 1 | Inner City | 1 | 112.928 | 27.966 3 | 27.915 1 | 28.265 1 | 28.782 1 |
| 2 | North West | 6 | 112.596 | 29.066 1 | 27.732 3 | 27.982 4 | 27.816 5 |
| 3 | Met West | 6 | 112.097 | 28.366 2 | 27.600 4 | 28.049 2 | 28.082 3 |
| 4 | Met West | 12 | 110.746 | 26.866 6T | 27.799 2 | 27.699 6 | 28.382 2 |
| 5 | Southern | 2 | 109.397 | 26.866 6T | 26.516 7 | 27.999 3 | 28.016 4 |
| 6 | Northern | 5 | 109.147 | 26.966 5 | 26.816 5 | 27.916 5 | 27.449 7 |
| 7 | Inner City | 12 | 107.780 | 27.366 4 | 26.566 6 | 26.432 8 | 27.416 8 |
| 8 | Cen West/Riv | 2 | 106.829 | 26.699 8 | 26.032 9 | 26.566 7 | 27.532 6 |
| 9 | South Coast | 1 | 105.596 | 26.132 9 | 26.448 8 | 26.233 9 | 26.783 9 |
| 10 | Hunter | 2 | 100.713 | 25.932 10 | 24.566 10 | 24.633 10 | 25.582 10 |