





















NSW State Levels Championships 2019 *Event subtitle*

Double mini-trampoline – Level 3 DMT Female - Session 3 - 5:05 pm – Qualification

				S1	S2	L	A	E	D	Total	Score
1.	LEIGHTON	Madison	Altitude Gym Sports	4	5	0	0	29.1	0.7	29.800	59.800
				3	4	0	0	29.3	0.7	30.000	
2.	HOGBIN	Taeya	Riverstone School of Tumbling	2	9	3	0	28.6	0.9	29.500	58.900
				5	8	0	0	28.7	0.7	29.400	
3.	ZERAFA	Gabriella	Sydney Gymnastics Centre	6	9	0	0	28.5	0.8	29.300	58.800
				4	7	1	0	28.8	0.7	29.500	
4.	GRIMA	Riley	Altitude Gym Sports	3	6	3	0	28.8	0.7	29.500	58.500
				6	8	3	0	28.3	0.7	29.000	
5.	WINWOOD-SMITH	Shayla	Aspire Gymnastics 2795	6	6	3	0	28.5	0.6	29.100	58.400
				6	7	0	0	28.7	0.6	29.300	
6.	WENTZEL	Eliza	Kachan School of Tumbling & Performance	8	9	0	0	28.3	0.5	28.800	58.300
				6	7	0	0	28.7	0.8	29.500	
7.	ZIMMER	Matilda	Greater Sydney Sports Academy	6	9	3	0	28.2	0.8	29.000	58.300
				6	7	1	0	28.6	0.7	29.300	
8.	BOIK	Peyton	Greater Sydney Sports Academy	6	9	0	0	28.5	0.7	29.200	58.200
				9	9	0	0	28.2	0.8	29.000	
9.	WILLIAMS	Alanna	J.A Gymnastics	6	7	3	0	28.4	0.5	28.900	58.100
				6	8	0	0	28.6	0.6	29.200	
10.	HOWELL	Georgie	Central West Gymnastics Club	8	8	3	0	28.1	0.7	28.800	57.900
				4	9	3	0	28.4	0.7	29.100	
10.	KONEMANN	Abbey	Sydney Gymnastics Centre	7	9	3	0	28.1	0.7	28.800	57.900
				8	8	0	0	28.4	0.7	29.100	
12.	NICHOLLS	Aimee	Aspire Gymnastics 2795	7	9	3	0	28.1	0.8	-0.9 →	57.600
				4	7	0	0	28.9	0.7	28.000	
13.	MORGAN	Charlie	Kachan School of Tumbling & Performance	6	6	3	0	28.5	0.5	-0.3 →	57.600
				6	8	3	0	28.3	0.6	28.700	
14.	HOULIHAN	Anna	Kachan School of Tumbling & Performance	5	9	3	0	28.3	0.7	-0.3 →	57.500
				8	9	3	0	28.0	0.8	28.700	
15.	HARVIE	Elizabeth	Castle Hill Gymnastics	6	8	3	0	28.3	0.7	29.000	57.400
				7	10	6	0	27.7	0.7	28.400	
16.	RAMM	Evie	Kachan School of Tumbling & Performance	7	9	3	0	28.1	0.7	28.800	57.300
				8	11	3	0	27.8	0.7	28.500	
17.	RULE	Madison	Greater Sydney Sports Academy	5	6	3	0	28.6	0.7	-0.9 →	57.200
				6	10	3	0	28.1	0.7	28.400	
18.	PENDER	Ebony	Aspire Gymnastics 2795	4	8	3	0	28.5	0.6	29.100	57.200
				6	9	7	0	27.8	0.6	-0.3 →	
19.	BRETT	Taylor	Castle Hill Gymnastics	8	12	4	0	27.6	0.5	28.100	57.100
				5	6	3	0	28.6	0.4	29.000	
20.	WALSH	Cloe	Altitude Gym Sports	6	8	4	0	28.2	0.7	-0.9 →	56.600
				7	8	6	0	27.9	0.7	28.000	
21.	HUMPHREYS	Ella	Kachan School of Tumbling & Performance	9	12	3	0	27.6	0.5	28.100	56.600
				7	11	3	0	27.9	0.6	28.500	

				S1	S2	L	A	E	D	Total	Score
21.	SPEERS	Willow	 Kachan School of Tumbling & Performance	6 8	8 11	3 9	0 0	28.3 27.2	0.5 0.6	28.800 27.800	56.600
23.	WADE	Ella	 Greater Sydney Sports Academy	7 9	9 12	3 5	0 0	28.1 27.4	0.8 1.3 -0.3	28.900 -0.9 → 27.500	56.400
24.	HODGE	Alexis	 Sydney Gymnastics Centre	7 9	12 12	4 3	0 0	27.7 27.6	0.5 0.6	28.200 28.200	56.400
25.	GRIMA	Nicole	 Kachan School of Tumbling & Performance	9 9	12 12	2 5	0 0	27.7 27.4	0.5 0.6	28.200 28.000	56.200
26.	ZANIC	Zara	PCYC Auburn	6 11	7 11	3 4	0 0	28.4 27.4	0.5 0.7	28.900 -0.9 → 27.200	56.100
27.	GAVIN	Ebony	 Greater Sydney Sports Academy	9 10	11 12	3 3	0 0	27.7 27.5	0.7 0.8	28.400 -0.9 → 27.400	55.800
28.	COLOSIMO	Evie	 Castle Hill Gymnastics	7 9	9 9	1 8	0 0	28.3 27.4	0.4 0.5	-0.9 → 27.800 27.900	55.700
29.	BRINDELL	Annalyse	 Kachan School of Tumbling & Performance	11 6	10 9	6 6	0 0	27.3 27.9	0.6 0.8	27.900 -0.9 → 27.800	55.700
30.	CROFT	Lucy	 Kachan School of Tumbling & Performance	8 7	10 9	6 7	0 0	27.6 27.7	0.5 0.8	-0.3 → 27.800 -0.9 → 27.600	55.400
31.	MCGHEE	Holly	 Greater Sydney Sports Academy	8 7	11 11	3 15	0 0	27.8 26.7	0.7 0.8	28.500 -0.9 → 26.600	55.100
32.	HITCHEN	Madilyn	 Kachan School of Tumbling & Performance	6 6	9 8	3 30	0 0	28.2 25.6	0.5 0.6	28.700 26.200	54.900
33.	GARTLAND	Rachael	 Greater Sydney Sports Academy	10 10	9 12	3 4	0 0	27.8 27.4	0.8 1.2 -0.2	-0.9 → 27.700 -1.5 → 26.900	54.600
34.	ROSS	Indiana	 Altitude Gym Sports	10 10	11 10	8 3	0 0	27.1 27.7	0.7 0.8	-0.9 → 26.900 -0.9 → 27.600	54.500
35.	DEGUARA	Lacey	 Kachan School of Tumbling & Performance	3 5			0 0	20.7 28.5		20.700 29.200	49.900
36.	KEMP	Rebecca	PCYC Orange	3 4			0 0	20.7 28.2		20.700 -0.3 → 28.400	49.100
37.	GOMEZ-DESSERT	Makayla	 Sydney Gymnastics Centre	7 6			0 0	20.3 27.6		20.300 28.300	48.600
38.	HILDER	Emily	 Kachan School of Tumbling & Performance	9 9			0 0	20.1 24.9		20.100 25.500	45.600
39.	MURPHY	Amelia	 Altitude Gym Sports	8	13 15		0 0	26.4	0.7	27.100 ∅	27.100
40.	MARTIN	Holly	 Castle Hill Gymnastics					0 0		DNS DNS	0
40.	CAMISH	Aria	 Greater Sydney Sports Academy					0 0		DNS DNS	0

			S1	S2	L	A	E	D	Total	Score
40.	VUSTYAN	Alice	Ku-Ring-Gai Trampoline Club			0			DNS	0
						0			DNS	
40.	BOLIVAR	Lauren		Altitude Gym Sports		0			DNS	0
						0			DNS	
40.	DOWDING	Sarah		Kachan School of Tumbling & Performance		0			DNS	0
						0			DNS	

Generated by sporttech.io official scoring system at **Aug 16, 2019 10:24:00 AM**. Live results at www.sporttech.io/explore.

