







# MAG Trial 2

## Meet Results







Mar 18, 2018

| Rank | Num  | Name               | Gym                |  |  |  |  |  |  | AA     |
|------|------|--------------------|--------------------|---|---|---|---|---|---|--------|
| 1    | 7035 | Max Langdon        | Sydney Hills       | Diff: 11.000  | 11.000  | 11.000  | 10.000  | 11.000  | 10.500  |        |
|      |      |                    |                    | Exec: 9.200   | 8.966   | 8.650   | 8.600   | 9.966   | 9.400   |        |
|      |      |                    |                    | ND: _____   | _____   | _____   | _____   | _____   | _____   |        |
|      |      |                    |                    | Final: 9.200  | 9.399   | 8.650   | 8.600   | 9.966   | 9.400   | 55.215 |
|      |      |                    |                    | Place: 4  | 2   | 3   | 5   | 1   | 1   | 1      |
| 2    | 7019 | Julian Tavares     | Australian Academy | Diff: 11.000  | 10.500  | 10.500  | 10.000  | 11.000  | 11.000  |        |
|      |      |                    |                    | Exec: 9.366   | 8.933   | 7.850   | 8.900   | 9.600   | 8.500   |        |
|      |      |                    |                    | ND: _____   | _____   | _____   | _____   | _____   | _____   |        |
|      |      |                    |                    | Final: 9.366  | 9.066   | 7.850   | 8.900   | 9.600   | 8.500   | 53.282 |
|      |      |                    |                    | Place: 2  | 4   | 6   | 2*  | 2   | 5T  | 2      |
| 3    | 7021 | Zachery Brotherton | HPC                | Diff: 11.000  | 10.000  | 11.000  | 10.000  | 11.000  | 10.500  |        |
|      |      |                    |                    | Exec: 8.900   | 6.400   | 8.400   | 8.733   | 9.200   | 8.950   |        |
|      |      |                    |                    | ND: _____   | _____   | _____   | _____   | _____   | _____   |        |
|      |      |                    |                    | Final: 8.900  | 8.050   | 8.400   | 8.733   | 9.200   | 8.950   | 52.233 |
|      |      |                    |                    | Place: 6  | 6   | 5   | 4   | 6   | 3   | 3      |
| 4    | 7023 | Tru Hagens         | HPC                | Diff: 11.000  | 10.000  | 11.000  | 10.000  | 11.000  | 9.000   |        |
|      |      |                    |                    | Exec: 8.700   | 8.666   | 8.950   | 7.933   | 9.100   | 7.700   |        |
|      |      |                    |                    | ND: _____   | _____   | _____   | _____   | _____   | _____   |        |
|      |      |                    |                    | Final: 8.700  | 9.349   | 8.950   | 7.933   | 9.100   | 7.700   | 51.732 |
|      |      |                    |                    | Place: 7  | 3   | 1   | 10T   | 8   | 9   | 4      |
| 5    | 7030 | Benjamin Kropman   | NNAG               | Diff: 11.000  | 10.000  | 11.000  | 10.000  | 11.000  | 10.000  |        |
|      |      |                    |                    | Exec: 9.233   | 6.800   | 8.750   | 8.000   | 9.266   | 8.050   |        |
|      |      |                    |                    | ND: _____   | -0.300  | _____   | _____   | _____   | _____   |        |
|      |      |                    |                    | Final: 9.233  | 8.000   | 8.750   | 8.000   | 9.266   | 8.050   | 51.299 |
|      |      |                    |                    | Place: 3  | 7   | 2   | 9   | 4   | 8   | 5      |
| 6    | 7028 | Matthew Godfrey    | Manly              | Diff: 11.000  | 9.000   | 11.000  | 10.000  | 10.500  | 10.500  |        |
|      |      |                    |                    | Exec: 9.066   | 5.400   | 7.500   | 8.033   | 9.300   | 9.200   |        |
|      |      |                    |                    | ND: _____   | _____   | _____   | -0.100  | _____   | _____   |        |
|      |      |                    |                    | Final: 9.066  | 6.983   | 7.500   | 7.933   | 9.300   | 9.200   | 49.982 |
|      |      |                    |                    | Place: 5  | 9   | 7   | 10T   | 3   | 2   | 6      |
| 7    | 7024 | Connor Owen        | HPC                | Diff: 11.000  | 10.000  | 11.000  | 10.000  | 10.500  | 10.500  |        |
|      |      |                    |                    | Exec: 9.400   | 6.566   | 8.500   | 8.900   | 9.233   | 7.650   |        |
|      |      |                    |                    | ND: _____   | _____   | _____   | _____   | _____   | _____   |        |
|      |      |                    |                    | Final: 9.400  | 6.283   | 8.500   | 8.900   | 9.233   | 7.650   | 49.966 |
|      |      |                    |                    | Place: 1  | 11  | 4   | 2*  | 5   | 10  | 7      |
| 8    | 7034 | Lucas Engesser     | Sydney Hills       | Diff: 11.000  | 11.000  | 10.500  | 10.000  | 11.000  | 10.500  |        |
|      |      |                    |                    | Exec: 8.233   | 8.300   | 7.100   | 8.966   | 8.100   | 8.600   |        |
|      |      |                    |                    | ND: _____   | _____   | _____   | _____   | _____   | _____   |        |
|      |      |                    |                    | Final: 8.233  | 8.450   | 7.100   | 8.966   | 8.100   | 8.600   | 49.449 |
|      |      |                    |                    | Place: 9  | 5   | 10  | 1   | 11  | 4   | 8      |
| 9    | 7025 | Samuel Boudan      | Hunter Sports      | Diff: 11.000  | 11.000  | 11.000  | 10.000  | 10.500  | 10.000  |        |
|      |      |                    |                    | Exec: 7.933   | 9.200   | 7.200   | 8.566   | 9.133   | 5.900   |        |
|      |      |                    |                    | ND: _____   | _____   | _____   | _____   | _____   | _____   |        |
|      |      |                    |                    | Final: 7.933  | 9.433   | 7.200   | 8.566   | 9.133   | 5.900   | 48.165 |
|      |      |                    |                    | Place: 10   | 1   | 9   | 6   | 7   | 12  | 9      |
| 10   | 7026 | Eli Brady          | Manly              | Diff: 11.000  | 10.000  | 10.500  | 10.000  | 10.500  | 10.500  |        |
|      |      |                    |                    | Exec: 8.500   | 6.233   | 6.500   | 8.400   | 8.633   | 8.150   |        |
|      |      |                    |                    | ND: _____   | _____   | _____   | _____   | _____   | _____   |        |
|      |      |                    |                    | Final: 8.500  | 7.499   | 6.500   | 8.400   | 8.633   | 8.150   | 47.682 |
|      |      |                    |                    | Place: 8  | 8   | 11  | 7   | 9   | 7   | 10     |

# MAG Trial 2

## Meet Results

Mar 18, 2018

| Rank | Num  | Name            | Gym   |  |  |  |  |  |  | AA     |
|------|------|-----------------|-------|---|---|---|---|---|---|--------|
| 11   | 7033 | Tyler White     | Shire | Diff: 11.000  | 9.500   | 10.500  | 10.000  | 10.500  | 10.500  |        |
|      |      |                 |       | Exec: 6.300   | 4.500   | 7.300   | 8.233   | 8.400   | 8.500   |        |
|      |      |                 |       | ND: _____   | _____   | _____   | -0.300  | _____   | _____   |        |
|      |      |                 |       | Final: 6.300  | 5.366   | 7.300   | 7.933   | 8.400   | 8.500   | 43.799 |
|      |      |                 |       | Place: 12   | 12  | 8   | 10T   | 10  | 5T  | 11     |
| 12   | 7027 | William Brewin  | Manly | Diff: 10.500  | 10.000  | 10.500  | 10.000  | 10.500  | 8.500   |        |
|      |      |                 |       | Exec: 7.366   | 5.466   | 6.450   | 7.600   | 8.000   | 5.300   |        |
|      |      |                 |       | ND: _____   | _____   | _____   | _____   | -0.500  | _____   |        |
|      |      |                 |       | Final: 7.366  | 6.349   | 6.450   | 7.600   | 7.500   | 5.300   | 40.565 |
|      |      |                 |       | Place: 11   | 10  | 12T   | 13  | 12  | 13  | 12     |
| 13   | 7032 | Mitchell Holmes | SGAC  | Diff: 11.000  | 8.000   | 10.000  | 10.000  | 11.000  | 9.000   |        |
|      |      |                 |       | Exec: 6.000   | 3.000   | 6.450   | 8.300   | 7.333   | 7.100   |        |
|      |      |                 |       | ND: _____   | _____   | _____   | _____   | _____   | _____   |        |
|      |      |                 |       | Final: 6.000  | 4.250   | 6.450   | 8.300   | 7.333   | 7.100   | 39.433 |
|      |      |                 |       | Place: 13   | 13  | 12T   | 8   | 13  | 11  | 13     |
| 14   | 7022 | Tom Brunker     | HPC   | Diff: _____   | _____   | _____   | _____   | _____   | _____   |        |
|      |      |                 |       | Exec: _____   | _____   | _____   | _____   | _____   | _____   |        |
|      |      |                 |       | ND: _____   | _____   | _____   | _____   | _____   | _____   |        |
|      |      |                 |       | Final: _____  | _____   | _____   | _____   | _____   | _____   | 0.000  |
|      |      |                 |       | Place: 14   | 14  | 14  | 14  | 14  | 14  | 14     |