

MAG - Junior State

Junior State Championships Level 2 Open

Oct 27-28, 2018

Page: 1
Printed: 10/28/2018 7:08:57 PM

Men / 20 / All Ages

Session: 5

Judge's Signatures







| Rank | Num | Name | Gym |  |  |  |  |  |  | AA |
|------|------|------------------------|-------------|---|---|--|---|---|---|--------------|
| 1 | 2141 | Mark-Anthony Perry | MWGC | 9.766 1T | 9.550 1 | 9.566 1 | 10.000 1 | 9.666 2T | 9.500 1 | 58.048 1 |
| 2 | 2140 | Finlay Parsons | MWGC | 9.566 4T | 9.200 3 | 9.400 3 | 9.700 8T | 9.733 1 | 9.166 3 | 56.765 2 |
| 3 | 2137 | Matthew Kirrage | MWGC | 9.266 16T | 9.050 6T | 9.466 2 | 9.333 28T | 9.633 4 | 9.133 4 | 55.881 3 |
| 4 | 2146 | Alexander Gritsanov | SHG | 9.566 4T | 8.600 21T | 9.066 5T | 9.633 10T | 9.533 5 | 8.966 8T | 55.364 4 |
| 5 | 2145 | Connor Allen | SHG | 9.666 3 | 9.500 2 | 8.866 8T | 9.633 10T | 9.400 6 | 8.200 26T | 55.265 5 |
| 6 | 2139 | Alexey Naidion | MWGC | 9.400 13 | 9.050 6T | 9.300 4 | 9.900 3 | 8.866 22T | 8.566 16 | 55.082 6 |
| 7 | 2129 | Charlie Ward | FDLC | 9.766 1T | 9.000 8 | 8.800 10T | 9.933 2 | 8.800 25T | 8.533 17 | 54.832 7 |
| 8 | 2149 | Jay Jordan | South Coast | 9.300 14T | 9.150 4 | 8.800 10T | 9.766 5T | 9.266 7T | 8.500 18T | 54.782 8 |
| 9 | 2102 | Dylan Knox | Armidale | 8.866 31T | 8.950 9 | 8.900 7 | 9.700 8T | 9.666 2T | 8.600 13T | 54.682 9 |
| 10 | 2112 | Dylan Connor | Bunnerong | 9.233 18T | 8.900 10T | 8.566 20 | 9.566 17 | 9.266 7T | 9.033 7 | 54.564 10 |
| 11 | 2134 | Tyler Downey | HSC | 9.266 16T | 8.900 10T | 8.666 15T | 9.766 5T | 9.066 11T | 8.600 13T | 54.264 11 |
| 12 | 2123 | Flynn Whittle | Dubbo | 9.500 8T | 8.550 23 | 9.066 5T | 9.366 25T | 8.466 33 | 9.066 5T | 54.014 12 |
| 13 | 2111 | Xavier Bialkowski | Bunnerong | 8.800 33 | 8.650 17T | 8.633 19 | 9.366 25T | 9.033 15T | 8.966 8T | 53.448 13 |
| 14 | 2107 | Joshua Lui | Bankstown | 9.000 29 | 8.200 27T | 8.766 12 | 9.300 33T | 8.933 20T | 9.066 5T | 53.265 14 |
| 15 | 2122 | Samuel Gross | CWG | 9.133 23T | 8.700 15T | 8.466 24T | 9.366 25T | 9.033 15T | 8.500 18T | 53.198 15 |
| 16 | 2138 | Leo Edmunds | MWGC | 8.866 31T | 8.800 12T | 8.533 21T | 9.333 28T | 9.000 17T | 8.600 13T | 53.132 16 |
| 17 | 2131 | Jade Jackman | FDLC | 9.533 7 | 7.700 40T | 8.866 8T | 9.633 10T | 8.300 35T | 8.700 10T | 52.732 17 |
| 18 | 2110 | Isaiah Jabbour | Bankstown | 8.933 30 | 8.650 17T | 8.666 15T | 9.200 38 | 8.866 22T | 8.333 24 | 52.648 18 |
| 19 | 2115 | Jon Ludlow | Bunnerong | 9.100 25 | 8.700 15T | 7.900 37 | 9.333 28T | 9.133 9T | 8.400 22T | 52.566 19 |
| 20 | 2143 | Callin Azzopardi-Kelly | SGC | 8.400 42 | 9.100 5 | 8.466 24T | 9.333 28T | 9.000 17T | 8.033 30T | 52.332 20 |
| 21 | 2103 | Nathan Knox | Armidale | 8.433 40T | 8.200 27T | 8.700 14 | 9.600 15T | 8.800 25T | 8.400 22T | 52.133 21 |
| 22 | 2120 | Lincoln Junkiewicz | CHG | 8.166 44 | 8.800 12T | 8.233 28T | 9.600 15T | 9.066 11T | 8.033 30T | 51.898 22 |
| 23 | 2104 | Ben Kaberry | Armidale | 9.233 18T | 6.650 47 | 8.733 13 | 9.833 4 | 8.733 28 | 8.633 12 | 51.815 23 |
| 24 | 2117 | Devon Smith | Bunnerong | 9.433 10T | 8.200 27T | 8.233 28T | 9.333 28T | 8.066 40 | 8.433 21 | 51.698 24 |
| 25 | 2105 | Cooper Gerada | Ballina | 8.366 43 | 8.050 34 | 8.400 27 | 9.633 10T | 9.133 9T | 7.900 35T | 51.482 25 |
| 26 | 2119 | Lachlan Armson | CHG | 8.600 36 | 8.600 21T | 8.533 21T | 9.466 20T | 8.233 37 | 7.933 34 | 51.365 26 |

MAG - Junior State

Junior State Championships Level 2 Open

Oct 27-28, 2018

Page: 2
 Printed: 10/28/2018 7:08:57 PM
 Men / 20 / All Ages
 Session: 5

| Rank | Num | Name | Gym |  |  |  |  |  |  | AA |
|------|------|-------------------|-----------|---|---|--|---|---|---|--------------|
| 27 | 2125 | Hamish Brumley | Epping | 9.066 26 | 8.350 25T | 8.666 15T | 9.300 33T | 8.300 35T | 7.666 38T | 51.348 27 |
| 28 | 2121 | Jonah Mitchell | CHG | 7.866 45T | 8.100 32T | 8.200 30T | 9.500 18T | 9.066 11T | 8.500 18T | 51.232 28 |
| 29 | 2144 | Thilan Perera | SGC | 9.200 20T | 7.850 38T | 8.200 30T | 9.266 35T | 8.800 25T | 7.466 45 | 50.782 29 |
| 30 | 2142 | Max Farrell | SGC | 9.300 14T | 7.500 43T | 8.433 26 | 9.033 42T | 8.933 20T | 7.433 46T | 50.632 30 |
| 31 | 2128 | Aidan Lo | Epping | 9.566 4T | 8.650 17T | 7.566 41 | 9.033 42T | 7.766 44 | 8.033 30T | 50.614 31 |
| 32 | 2136 | Ethan Georgis | Macquarie | 9.033 27T | 7.500 43T | 8.666 15T | 9.633 10T | 8.100 39 | 7.633 40T | 50.565 32 |
| 33 | 2106 | Morrison Gammon | Ballina | 8.433 40T | 7.150 46 | 8.166 32 | 9.500 18T | 8.833 24 | 8.300 25 | 50.382 33 |
| 34 | 2130 | Johannes Sampson | FDLC | 9.433 10T | 7.950 36T | 7.033 44 | 9.433 23 | 8.433 34 | 8.066 29 | 50.348 34 |
| 35 | 2126 | Dylan Halliday | Epping | 9.500 8T | 7.700 40T | 8.533 21T | 9.400 24 | 7.700 45 | 7.433 46T | 50.266 35 |
| 36 | 2101 | Elijah Love | Armidale | 9.133 23T | 7.650 42 | 8.066 34 | 9.733 7 | 7.966 41T | 7.533 43T | 50.081 36 |
| 37 | 2114 | Logan Horridge | Bunnerong | 8.533 38T | 8.100 32T | 7.700 39 | 9.133 39T | 8.700 29 | 7.900 35T | 50.066 37 |
| 38 | 2116 | Marcus Matarangas | Bunnerong | 9.033 27T | 8.000 35 | 7.733 38 | 8.066 46 | 8.966 19 | 8.200 26T | 49.998 38 |
| 39 | 2108 | Roberto Sammarco | Bankstown | 9.433 10T | 8.500 24 | 6.300 47 | 9.466 20T | 8.533 32 | 7.633 40T | 49.865 39 |
| 40 | 2132 | Joseph Gurr | Gosford | 8.733 34 | 7.300 45 | 7.966 35 | 9.266 35T | 7.333 46 | 9.200 2 | 49.798 40 |
| 41 | 2127 | Caelin Su | Epping | 8.533 38T | 8.650 17T | 7.600 40 | 9.000 44 | 7.900 43 | 8.000 33 | 49.683 41 |
| 42 | 2135 | Patrick Still | HSC | 9.166 22 | 7.950 36T | 8.133 33 | 8.000 47 | 8.566 31 | 7.533 43T | 49.348 42 |
| 43 | 2124 | Jacob Mclean | Dubbo | 7.800 47 | 8.150 31 | 7.933 36 | 9.133 39T | 8.166 38 | 8.100 28 | 49.282 43 |
| 44 | 2147 | Arjun Probhudesai | SOP | 8.566 37 | 8.200 27T | 6.666 46 | 9.233 37 | 8.633 30 | 7.700 37 | 48.998 44 |
| 45 | 2109 | Jude El-Ters | Bankstown | 7.866 45T | 8.750 14 | 6.900 45 | 8.833 45 | 9.066 11T | 7.566 42 | 48.981 45 |
| 46 | 2133 | Jimmi Newton | Gosford | 8.633 35 | 7.850 38T | 7.400 42 | 9.100 41 | 7.966 41T | 7.666 38T | 48.615 46 |
| 47 | 2113 | Toby Gough | Bunnerong | 9.200 20T | 8.350 25T | 7.333 43 | 9.466 20T | — 47 | 8.700 10T | 43.049 47 |