

# Mag GP1 - HPC

## Level 2U Results

Jun 30 - Jul 1, 2018

Page: 1

Printed: 7/1/2018 1:44:54 PM

Men / 2U / All Ages

Session: 5

Judge's Signatures







Rank	Num	Name	Gym							AA
1	2024	Oscar Scott	MWGC	9.033 6	9.500 1	9.000 4	9.200 3	9.633 3	9.800 2	56.166 1
2	2008	Anoop Singh	Castle Hill	9.100 5	9.350 2T	8.666 10T	9.150 4T	9.733 2	9.866 1	55.865 2
3	2004	Anthony Duong-Lehours	AAG	9.533 1	9.150 5	8.933 5	9.450 1	8.866 11T	8.933 11T	54.865 3
4	2030	Gabriel Utomo	SHG	9.400 2	9.350 2T	9.033 3	9.000 9T	9.400 5	8.666 21	54.849 4
5	2001	Luke Slemint	AAG	9.366 3	8.700 12	8.900 6	9.350 2	9.766 1	8.600 22T	54.682 5
6	2034	Josh O'Bernie	SHG	9.333 4	9.250 4	8.666 10T	8.950 14T	8.866 11T	8.833 15	53.898 6
7	2009	Owen Hecimovic	Castle Hill	8.933 9	9.000 7	8.566 13T	8.900 17T	9.266 6	9.100 6T	53.765 7
8	2005	Xavier Arena	AAG	9.000 7	7.850 31T	8.700 8T	9.050 6T	9.233 7T	8.733 16T	52.566 8
9	2007	Nathaniel Whitfield	Castle Hill	8.566 16	8.800 10	8.700 8T	8.000 40	8.733 13	9.100 6T	51.899 9
10	2013	Jonah Hill	Epping	8.400 21T	8.750 11	8.233 18	8.700 22	9.000 9T	8.533 24	51.616 10
11	2003	Daniel Karam	AAG	8.800 11	8.250 23T	8.666 10T	8.400 31	9.233 7T	8.266 30	51.615 11
12	2006	Carter Wright	Castle Hill	8.300 24	7.450 40	8.400 16T	9.050 6T	9.000 9T	9.266 3	51.466 12
13	2035	Flynn McCarren	SHG	8.433 19T	8.350 20T	9.266 1	8.850 20	7.366 40	9.066 8	51.331 13
14	2017	Tane Wilcox	Hunter	7.766 29	8.950 8	8.166 20	9.000 9T	8.666 14T	8.733 16T	51.281 14
15	2047	Xavier Scheepers	SGC	8.900 10	8.100 26	8.200 19	9.000 9T	8.166 28	8.900 14	51.266 15
16	2026	Jack Hobson	SGC	8.733 13	8.250 23T	8.400 16T	9.050 6T	8.233 26	8.466 26T	51.132 16
17	2002	Julien Rizzo	AAG	8.966 8	9.100 6	9.100 2	7.650 43	9.466 4	6.633 44	50.915 17
18	2020	Connor Lovell	Hunter	8.166 26T	8.900 9	7.800 28T	8.450 29T	8.366 22T	9.200 4	50.882 18
19	2029	Daniel West	SHG	8.266 25	8.350 20T	8.133 21T	8.900 17T	8.433 20T	8.733 16T	50.815 19
20	2025	Jack Woodgate	SGC	8.366 23	8.050 27	8.133 21T	9.000 9T	8.000 33	9.166 5	50.715 20
21	2022	Mihir Shah	Macquarie	8.466 17T	8.400 18T	7.833 26T	8.800 21	8.533 18	8.333 28T	50.365 21
22	2028	Alastair Wood	SHG	7.500 33	8.450 17	8.800 7	8.950 14T	7.466 39	8.700 19T	49.866 22
23	2040	Ryan Dang	SHG	8.400 21T	8.600 13T	7.233 38	7.350 44	8.666 14T	8.933 11T	49.182 23
24	2045	Ethan Croxson	Shire	7.966 28	7.650 34T	7.033 40T	9.150 4T	8.200 27	8.966 10	48.965 24
25	2039	Harrison Driscoll	SHG	8.466 17T	7.550 37T	7.500 33T	8.650 23T	7.733 37	9.000 9	48.899 25
26	2041	Levi Corcoran	SHG	7.400 34T	8.400 18T	8.500 15	8.600 25T	8.100 30T	7.800 35T	48.800 26

# Mag GP1 - HPC

## Level 2U Results

Jun 30 - Jul 1, 2018

Page: 2  
 Printed: 7/1/2018 1:44:54 PM  
 Men / 2U / All Ages  
 Session: 5

Rank	Num	Name	Gym							AA
27	2023	Oscar Girard	Macquarie	8.433 19T	7.650 34T	7.400 36	8.900 17T	7.766 36	8.466 26T	48.615 27
28	2038	Harrison Lee	SHG	7.066 39	8.600 13T	8.033 24	8.200 34T	8.600 16T	7.900 34	48.399 28
29	2021	Benjamin Lanzendoerfer	Hunter	6.266 44	8.350 20T	7.700 30	8.600 25T	8.466 19	8.933 11T	48.315 29
30	2018	Matthew Slater	Hunter	6.866 41	8.600 13T	7.800 28T	8.450 29T	7.833 35	8.600 22T	48.149 30
31	2032	Noah Siladyi	SHG	8.166 26T	8.550 16	7.300 37	7.700 42	8.600 16T	7.733 37	48.049 31
32	2015	Luke Beasley	Epping	7.133 37T	6.500 44	8.566 13T	9.000 9T	8.333 24	8.333 28T	47.865 32
33	2012	Maverick Hutchins	Dubbo	7.133 37T	7.550 37T	8.066 23	8.050 38T	8.300 25	8.700 19T	47.799 33
34	2037	Andrei Lisnic	SHG	8.666 15	7.850 31T	6.800 42T	8.550 27	8.133 29	7.700 38T	47.699 34
35	2044	Oliver Jones	Shire	8.700 14	7.600 36	7.466 35	7.850 41	7.933 34	8.033 33	47.582 35
36	2014	Jeremy Harrison	Epping	7.666 30T	8.200 25	7.600 31	8.050 38T	8.433 20T	7.233 42	47.182 36
37	2036	Layton Liu	SHG	7.000 40	7.900 30	7.833 26T	8.300 33	8.100 30T	7.800 35T	46.933 37
38	2027	Marcus Yacoub	SHG	7.400 34T	7.950 29	7.866 25	8.150 36T	7.700 38	7.700 38T	46.766 38
39	2011	Josh Svenson	CWG	6.566 43	8.000 28	7.533 32	8.200 34T	8.100 30T	8.066 32	46.465 39
40	2016	Layton Cuthbert	FDLC	7.400 34T	7.400 41	6.066 44	8.950 14T	8.366 22T	8.100 31	46.282 40
41	2031	James Stevenson	SHG	7.633 32	7.800 33	7.033 40T	8.650 23T	7.200 42	7.500 40	45.816 41
42	2019	Cooper Mcilvenie	Hunter	6.666 42	7.500 39	7.200 39	8.150 36T	7.300 41	8.500 25	45.316 42
43	2046	Lincoln Koorey	SOP	8.766 12	7.200 42	6.800 42T	8.350 32	6.700 43	7.400 41	45.216 43
44	2043	Michael Lenardon	Shire	7.666 30T	6.600 43	7.500 33T	8.500 28	6.600 44	7.033 43	43.899 44